

Product Information

Lever Arm Creep Testing Machine Kappa LA

CTA: 264297_240073



Kappa LA Spring (left) and Kappa LA DW (right)

Applications

The Kappa LA series lever arm creep testing machines are ideal for classic creep tests with test durations of up to 100,000 hours.


The force can alternatively be applied via dead weights or a prestressed spring.

The lever arm creep testing machine Kappa LA offers a wide range of applications:

- Creep test
- Creep test up to break:
 - Creep rupture
 - Stress rupture
- Relaxation test (Kappa LA Spring)
- Crack growth/widening test
- Continuous load definition and load block tests possible (Kappa LA Spring)
- Ambient or high-temperature test
- For long-term tests up to 100,000 h

Lever arm

- 20:1 lever arm ratio
- Proximity switch for automatic leveling of the lever arm



Patented wear-free flexible joint

- Wear-free flexible joints for high-quality lever arm mounting
- Accuracy class 1 to ISO 7500-1 from 0.5% to 100% of the nominal load (Kappa LA Spring)
- Accuracy class 1 to ISO 7500-2 from 4% to 100% of the nominal load (Kappa LA DW)

Advantages and features

- Stand-alone floor-standing testing machine
- High stiffness, precision, and flexibility due to four-column design
- High-precision guide crossheads
- Vibration isolation through Sylomer damper
- Integration of the high-temperature controller in the base of the testing machine
- The drive system is designed to automatically hold the lever arm in the horizontal position. This ensures a precise lever arm ratio and a precise and constant load on the specimen.
- Smooth test load application
- High drive control frequency of 1000 Hz delivers fast and precise force and strain control (Kappa LA Spring)
- Precision load cell (Kappa LA Spring)
- Calibrated dead weights (Kappa LA DW)

PL_ZRF_88_952_11.2021 1121

Product Information

Lever Arm Creep Testing Machine Kappa LA

Kappa 50/100 LA Spring

Load application via spring assembly

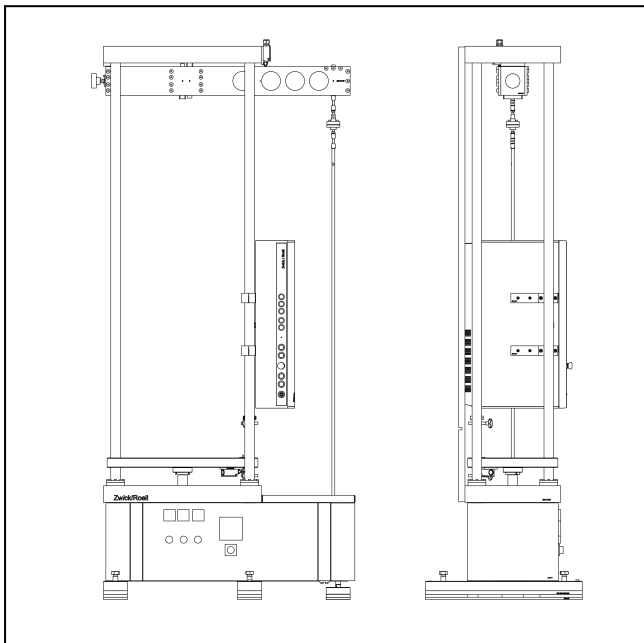
- Wear-free flexible joints for high-quality lever arm mounting
- Wear-free flexible joints for axial alignment according to ISO 204, ASTM E139, ASTM E292 and NADCAP requirements
- Precision load cell
- Smooth test load application
- Accuracy class 1 to ISO 7500-1 from 0.5% to 100% of the nominal load

Kappa 50 LA DW

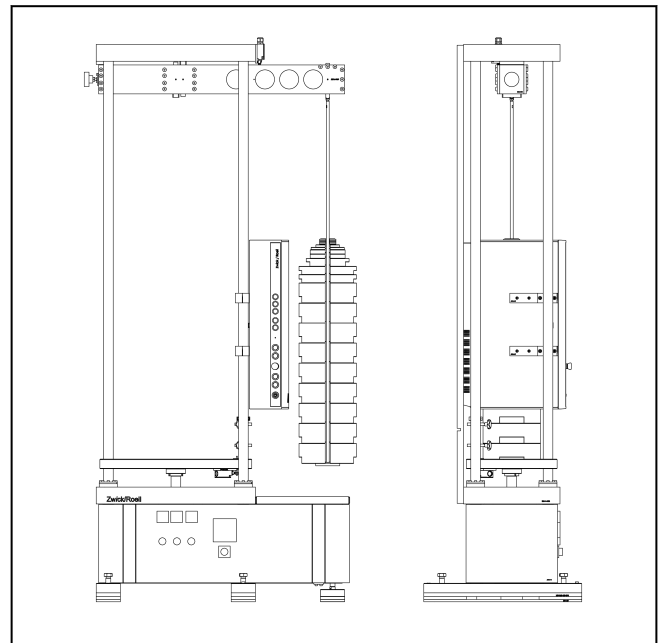
Dead-weight load application

- Calibrated dead weights
- Wear-free flexible joints for high-quality lever arm mounting
- Wear-free flexible joints for axial alignment according to ISO 204, ASTM E139, ASTM E292 and NADCAP requirements
- Smooth test load application
- Accuracy class 1 to ISO 7500-2 from 4% to 100% of the nominal load

CTA: 179375 179372



Kappa 50/100 LA with spring assembly



Kappa 50 LA with dead weights

Technical data

Type	50 LA-DW	50 LA Spring	100 LA Spring
Test load, max. Fmax	50 kN	50 kN	100 kN
Lever arm ratio	20 : 1	20 : 1	20 : 1
Test area width between the columns	520 mm	520 mm	520 mm
Test area height, max. (without clamping fixture and clamps)	1500 mm	1500 mm	1500 mm
Crosshead travel	150 mm	150 mm	150 mm
Test frame dimensions (WxDxH)	1050 x 655 x 2312 mm		
Test speed	max. 50 mm/min	max. 50 mm/min	max. 25 mm/min
Weight	603 kg	603 kg	603 kg
Supply voltage	230 VAC	230 VAC	230 VAC
Power rating	1 kVA	1 kVA	1 kVA

All data at ambient temperature.

Subject to change in the course of further development.